



National Marine Manufacturers Association

nmma.org

# ECONOMIC SIGNIFICANCE OF RECREATIONAL BOATING IN NEW JERSEY



**TOTAL ANNUAL ECONOMIC IMPACT OF RECREATIONAL BOATING:**

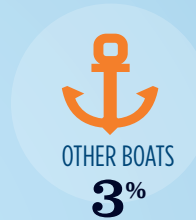

**\$188.3** MILLION

## CONGRESSIONAL DISTRICT 5

Number of Recreational Boats*	<b>15,053</b>
Recreational Boating Industry Businesses	<b>42</b>
Total Jobs	<b>1,515</b>
Annual Recreational Boating-Related Spending	<b>\$78.8</b> MILLION

### RECREATIONAL BOATS IN NJ-5

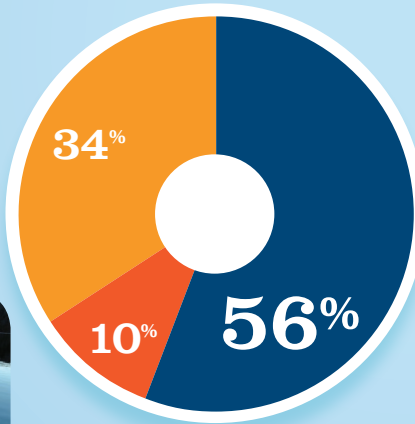
<b>TOTAL BOATS*</b>	<b>15,053</b>
<b>REGISTERED BOATS</b>	<b>15,053</b>
Power boats	11,223
PWCs	2,556
Sailboats	749
Other Boats	525
<b>HOUSEHOLDS PER BOAT</b>	<b>17.6</b>



\* Total boats are registered boats as reported by states to the USCG.

### RECREATIONAL BOATING CREATES JOBS IN NJ-5

<b>TOTAL BOATING JOBS</b>	<b>412</b>
Boat Building	-
Motor / Engine Mfgr.	-
Accessory / Supplies Mfgr.	140
Dealers / Wholesalers	43
Boat Services	229

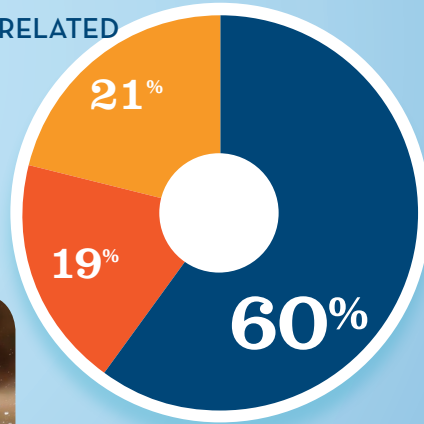


BOAT BUILDING † 34%  
MOTOR/ENG. MFGR. † 0%  
ACC./SUPPLIES MFGR. 0%  
DLRS/WHOLESALERS 10%  
BOAT SERVICES 56%  
† 0%



### RECREATIONAL BOATING-RELATED BUSINESSES IN NJ-5

<b>TOTAL BUSINESSES</b>	<b>42</b>
Boat Building	-
Motor / Engine Mfgr.	-
Accessory / Supplies Mfgr.	9
Dealers / Wholesalers	8
Boat Services	25

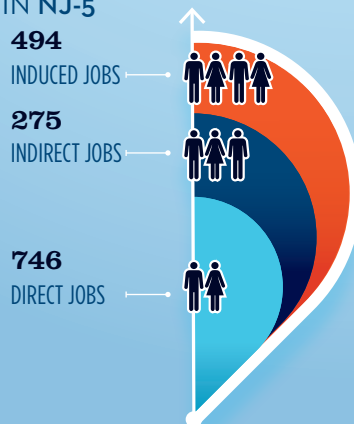


BOAT BUILDING † 21%  
MOTOR/ENG. MFGR. † 0%  
ACC./SUPPLIES MFGR. 0%  
DLRS/WHOLESALERS 19%  
BOAT SERVICES 60%  
† 0%



### ESTIMATED JOBS IMPACT OF RECREATIONAL BOATING-RELATED SPENDING IN NJ-5

<b>EST. TOTAL JOBS</b>	<b>1,515</b>
<b>EST. TOTAL LABOR INCOME</b>	<b>\$62.7</b> MILLIONS
Est. Direct Income	\$25.9
Est. Indirect Income	\$15.2
Est. Induced Income	\$21.6



### RECREATIONAL BOATING INDUSTRY SALES IN NJ-5

Boat Building	\$0.0	<b>\$0.0</b> MILLION
Motor / Engine Mfgr.	\$0.0	<b>\$0.0</b> MILLION
Accessory / Supplies Mfgr.	\$32.4	<b>\$32.4</b> MILLION
<b>TOTAL MFG. SALES</b>	<b>\$32.4</b>	
Dealers / Wholesalers	\$21.2	<b>\$21.2</b> MILLION
Boat Services	\$64.9	<b>\$64.9</b> MILLION
<b>TOTAL RETAIL &amp; SERVICES SALES</b>	<b>\$86.1</b>	

BOAT BUILDING 0%  
MOTOR/ENG. MFGR. 0%  
ACC./SUPPLIES MFGR. 32.4%  
DLRS/WHOLESALERS 21.2%  
BOAT SERVICES 64.9%  
† 0%

Source: NMMMA's Center of Knowledge; Recreational Marine Research Center at Michigan State University